

## Brass push-on fittings

### Series 300



### Technical sheet

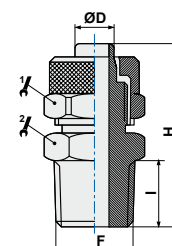
<b>FLUIDS</b>		Compressed air, water up to 100 °C (for different fluid please contact our Technical Dept.)
<b>APPLICATIONS</b>		Pneumatic, oleodynamic and hydraulic circuits.
<b>CONNECTING TUBES</b>	<b>plastic</b>	TPU, PE, PA, PET, PVC braided, PTFE, FEP
	<b>metal</b>	Copper, brass, steel, aluminium, etc.
<b>WORKING PRESSURE</b>		The pressure usually depend by the technical features of the employed tubes. Max pressure suggested 18 bar.
<b>THREAD TYPE</b>		BSP paralell UNI-ISO 228; BSPT tapered UNI-ISO 7-DIN2999; tapered ISO R/262
<b>MATERIALS</b>	<b>bodies</b>	Brass UNI EN 12164 CW614N (bar); UNI EN 12165 CW617N (molded)
	<b>seals</b>	NBR 70 DWGV-EN549 UL157
	<b>washers</b>	Aluminium/Nylon

ART. **301**

**Taper straight male adaptor**



COD.	ØD	F	I	H	🔑1	🔑2	📦	📊
3010418	4/2,7	G1/8	8	25,5	9	12	100	9,40
3010518	5/3	G1/8	8	25	8	12	100	10,00
3010618	6/4	G1/8	8	26,5	12	12	100	26,00
3010614	6/4	G1/4	11	30	12	14	100	26,00
3010638	6/4	G3/8	11,5	30,5	12	17	100	28,00
3010818	8/6	G1/8	8	26,5	14	12	100	27,00
3010814	8/6	G1/4	11	30	14	14	100	23,50
3010838	8/6	G3/8	11,5	30,5	14	17	50	30,00
3010812	8/6	G1/2	14	33,5	14	22	50	44,00
3011018	10/8	G1/8	8	29	16	14	50	26,00
3011014	10/8	G1/4	11	32	16	14	50	30,00
3011038	10/8	G3/8	11,5	32,5	16	17	50	33,65
3011012	10/8	G1/2	14	35,5	16	22	50	45,75
3011238	12/10	G3/8	11,5	35,5	18	17	50	38,00
3011212	12/10	G1/2	14	38,5	18	22	25	48,85
3011512	15/12,5	G1/2	14	40	22	22	25	61,80

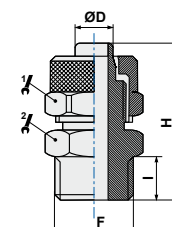


ART. **301Z**

**Parallel straight male adaptor**



COD.	ØD	F	I	H	🔑1	🔑2	📦	📊
301Z0418	4/2,7	G1/8	6	21,5	8	13	100	12,00
301Z05M5	5/3	M5	4	20	8	8	100	4,00
301Z05M6	5/3	M6	4	22,1	8	8	100	6,00
301Z0518	5/3	G1/8	6	24,1	8	13	100	10,00
301Z06M5	6/4	M5	3,8	21,8	8	8	100	6,00
301Z0618	6/4	G1/8	6	24,5	12	14	100	16,83
301Z0614	6/4	G1/4	8	27	12	17	100	24,00
301Z0638	6/4	G3/8	9	28	12	19	50	28,00
301Z0818	8/6	G1/8	6	24,5	14	14	100	20,00
301Z0814	8/6	G1/4	8	27	14	17	50	26,00
301Z0838	8/6	G3/8	9	28	14	19	50	32,00
301Z1014	10/8	G1/4	8	29	16	17	50	30,00
301Z1038	10/8	G3/8	9	30	16	19	25	34,00
301Z1238	12/10	G3/8	9	33	18	19	25	38,00
301Z1212	12/10	G1/2	10	35	18	24	25	48,00
301Z1512	15/12,5	G1/2	10	35	22	24	25	56,00

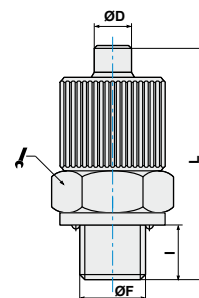


ART. **TC0**

**Parallel straight male adaptor (compact)**



COD.	ØD	ØF	I	L			
TC04M5	4	M5x0,8	4	17,0	8	100	4,00
TC0418	4	G1/8	5,5	20,0	14	100	9,00
TC06M5	6	M5x0,8	4	20,8	10	100	8,00
TC06M6	6	M6x1	4	20,8	10	100	8,00
TC0618	6	G1/8	5,5	23,0	14	100	12,00

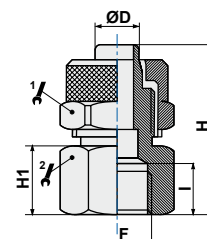


ART. **302**

**Straight female adaptor**



COD.	ØD	F	I	H	H1				
3020618	6/4	G1/8	8	25	10	12	14	100	18,00
3020614	6/4	G1/4	11	29	14	12	17	100	26,00
3020638	6/4	G3/8	11,5	29,5	14,5	12	22	50	30,00
3020818	8/6	G1/8	8	25	10	14	14	100	20,00
3020814	8/6	G1/4	11	29	14	14	17	100	28,00
3020838	8/6	G3/8	11,5	29,5	14,5	14	22	50	32,00
3021014	10/8	G1/4	11	30,5	14	16	17	50	32,00
3021038	10/8	G3/8	11,5	31	14,5	16	22	50	36,00
3021238	12/10	G3/8	11,5	32,5	14,5	18	22	50	40,00

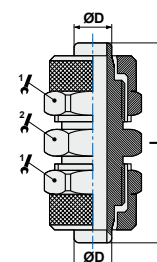


ART. **303**

**Straight connector**



COD.	ØD	L				
3030500	5/3	28,5	8	8	100	8,00
3030600	6/4	32	12	12	100	22,00
3030800	8/6	32	14	12	100	28,00
3031000	10/8	37	16	14	50	36,00
3031200	12/10	43	18	17	50	48,00
3031500	15/12,5	46,5	22	22	25	78,00

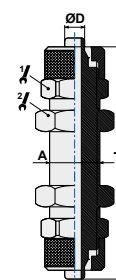


ART. **304**

**Bulkhead connector**



COD.	ØD	A	L				
3040600	6/4	M10x1	45	12	14	100	34,00
3040800	8/6	M12x1	48	14	17	50	42,00
3041000	10/8	M14x1	54	16	17	50	55,45
3041200	12/10	M16x1	57	18	19	25	69,00
3041500	15/12,5	M20x1	59	22	24	10	110,00

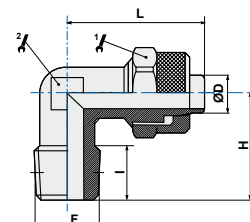


ART. **305**

**Elbow taper male adaptor**



COD.	ØD	F	I	H	L	🔧1	🔧2	📦	📊
30504M5	4/2	M5	8	13	20,0	9	9	100	6,00
3050418	4/2	G1/8	8	17	20,0	9	9	100	13,42
3050518	5/3	G1/8	8	17	21,5	8	8	100	10,00
3050618	6/4	G1/8	8,5	17	20,5	12	10	100	16,00
3050614	6/4	G1/4	12,5	21	20,5	12	8	100	22,00
3050638	6/4	G3/8	15,5	23	20,5	12	8	50	30,00
3050818	8/6	G1/8	8	17	20,5	14	10	100	19,85
3050814	8/6	G1/4	12,5	21,5	20,5	14	10	100	23,00
3050838	8/6	G3/8	15,3	23,8	20,5	14	10	50	32,00
3051018	10/8	G1/8	8	17	24,5	16	12	50	27,254
3051014	10/8	G1/4	12,5	22	24,5	16	12	50	31,17
3051038	10/8	G3/8	14,8	24,3	24,5	16	12	50	34,00
3051012	10/8	G1/2	14	28	28	16	17	25	56,00
3051238	12/10	G3/8	14	26	29	18	14	50	48,00
3051212	12/10	G1/2	16	28	29	18	14	25	60,00
3051512	15/12,5	G1/2	15	28	24	22	16	25	70,00

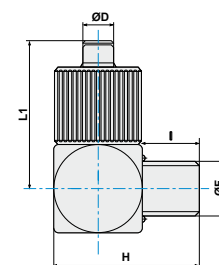


ART. **TL**

**Elbow parallel male adaptor**



COD.	ØD	ØF	I	H	L1	📦	📊
TL04M5	4	M5x0,8	4,0	13,0	13,5	50	6,00
TL0418	4	G1/8	5,0	19,5	16,5	50	20,00
TL06M5	6	M5x0,8	4,9	13,9	16,3	50	12,00
TL06M6	6	M6x1	4,0	14,2	17,5	50	12,00
TL0618	6	G1/8	5,0	19,5	19,3	50	16,00

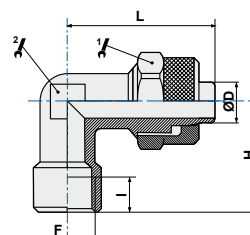


ART. **305F**

**Female elbow adaptor**



COD.	ØD	F	I	H	L	🔧1	🔧2	📦	📊
305F0618	6/4	G1/8	7	20,5	20,5	12	10	100	22,00
305F0614	6/4	G1/4	8	22,5	20,5	12	12	50	29,00
305F0818	8/6	G1/8	7	20,5	20,5	14	10	100	22,00
305F0814	8/6	G1/4	8	23,5	20,5	14	11	50	32,00
305F1014	10/8	G1/4	8	24	24,5	16	13	50	38,00
305F1038	10/8	G3/8	10	27	24,5	16	17	25	60,00
305F1238	12/10	G3/8	10	29	29	18	14	25	70,00

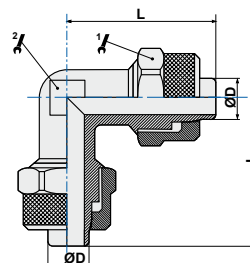


ART. **306**

**Elbow connector**



COD.	ØD	L	🔧1	🔧2	📦	📊
3060600	6/4	20,5	12	8	100	11,00
3060800	8/6	20,5	14	10	100	28,00
3061000	10/8	24,5	16	11	50	38,00
3061200	12/10	29	18	14	25	78,00
3061500	15/12,5	34	22	16	25	124,00

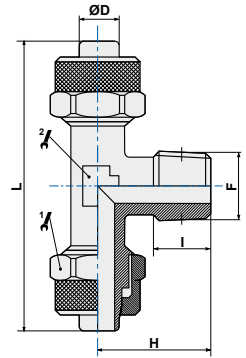


ART. **307**

**Central T adaptor**



COD.	ØD	F	I	H	L	🔧 <sup>1</sup>	🔧 <sup>2</sup>	📦	🔒
3070618	6/4	G1/8	8,5	17	41	12	8	100	26,00
3070614	6/4	G1/4	13	21,5	41	12	8	50	34,00
3070818	8/6	G1/8	8	16,5	41	14	10	50	34,00
3070814	8/6	G1/4	12,5	21	41	14	10	50	36,00
3070838	8/6	G3/8	15,3	23,8	41	14	10	25	44,00
3071018	10/8	G1/8	8	18,5	49	16	12	50	44,00
3071014	10/8	G1/4	11,8	22,3	49	16	12	50	48,00
3071038	10/8	G3/8	14,7	25,2	49	16	12	25	50,00
3071238	12/10	G3/8	14,1	26	58	18	14	25	70,00
3071212	12/10	G1/2	15	27	58	18	14	25	86,00
3071512	15/12,5	G1/2	14,4	27,4	68	22	16	10	100,00

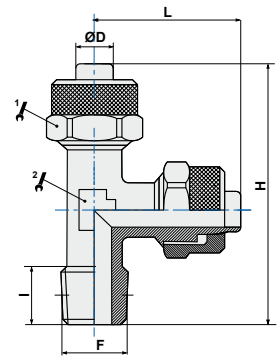


ART. **308**

**Off-set T adaptor**



COD.	ØD	F	I	H	L	🔧 <sup>1</sup>	🔧 <sup>2</sup>	📦	🔒
3080618	6/4	G1/8	8,5	37,5	20,5	12	8	100	26,00
3080614	6/4	G1/4	13	42	20,5	12	8	50	34,00
3080818	8/6	G1/8	8	37	20,5	14	10	50	34,00
3080814	8/6	G1/4	12,5	41,5	20,5	14	10	50	38,00
3080838	8/6	G3/8	15,3	44,3	20,5	14	10	25	44,00
3081018	10/8	G1/8	8	44	25,5	16	12	50	44,00
3081014	10/8	G1/4	11,8	46,8	24,5	16	12	50	48,00
3081038	10/8	G3/8	14,7	49,7	24,5	16	12	25	50,00
3081238	12/10	G3/8	14,1	55,1	29	18	14	25	70,00
3081212	12/10	G1/2	15	56	29	18	14	25	86,00
3081512	15/12,5	G1/2	14,4	61,4	34	22	16	10	108,00

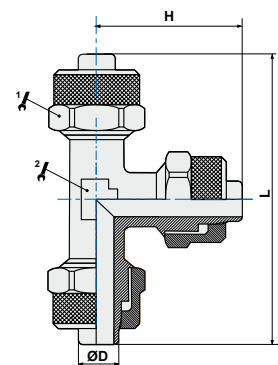


ART. **309**

**T connector**



COD.	ØD	H	L	🔧 <sup>1</sup>	🔧 <sup>2</sup>	📦	🔒
3090600	6/4	20,5	41	12	8	50	33,71
3090800	8/6	20,5	41	14	10	50	42,00
3091000	10/8	24,5	49	16	12	25	56,00
3091200	12/10	29	58	18	14	25	78,00
3091500	15/12,5	34	68	22	17	10	124,00

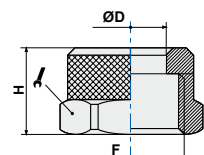


ART. **310**

**Locking nut**



COD.	ØD	F	H	🔧	📦	🔒
3100400	4/2,7	M7x0,75	8,1	9	100	1,50
3100500	5/3	M7x0,75	8,5	8	100	1,34
31006M8	6/4	M8x0,75	9	9	100	1,51
3100610	6/4	M10x1	10,5	12	100	4,64
3100800	8/6	M12x1	10,5	14	100	5,57
3101000	10/8	M14x1	11,5	16	100	7,09
3101200	12/10	M16x1	13	18	100	9,36
3101500	15/12,5	M20x1	15,5	22	50	15,04

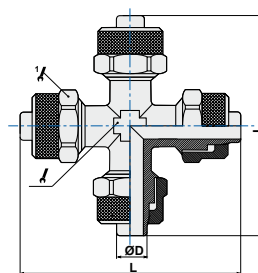


ART. **311**

**Cross adaptor**



COD.	ØD	L	1	2		g
3110600	6/4	41	8	12	50	42,00
3110800	8/6	41	10	14	25	52,00
3111000	10/8	49	12	16	25	70,00

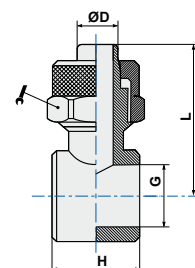


ART. **405**

**Single banjo body**



COD.	ØD	G*	H	L			g
40504M5	4/2	M5	9	16,5	8	100	6,00
4050418	4/2,7	G1/8	9	16,5	8	100	14,00
40506M5	6/4	M5	9	18	9	100	8,00
4050618	6/4	G1/8	15	23,5	12	100	20,00
4050614	6/4	G1/4	17	25,5	12	100	24,00
4050818	8/6	G1/8	15	22,5	14	100	22,00
4050814	8/6	G1/4	17	24,5	14	50	26,00
4051014	10/8	G1/4	17	25,5	14	50	30,00



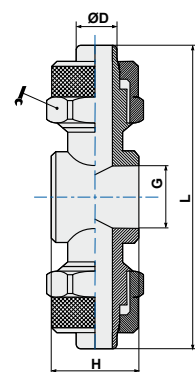
G\*= Stem thread. See page 95 of stems section

ART. **406**

**Double banjo body**



COD.	ØD	G*	H	L			g
4060618	6/4	G1/8	14,5	48	12	100	30,00
4060614	6/4	G1/4	14,5	52	12	50	34,00
4060818	8/6	G1/8	14,5	48	14	50	32,00
4060814	8/6	G1/4	14,5	52	14	50	38,00
4061014	10/8	G1/4	14,5	55	16	50	44,00



G\*= Stem thread. See page 95 of stems section